










CS2140-K01 Turret Control Cable Kit for BPMTU or ITDS



CS3248X for reference only.
Not included in CS2140 kit.



Qty	Assembly & MSN	Image	Item Description
1	ASM000125X MSN 6150015600279		This black cable connects the turret-mounted battery negative post to the fuse block negative terminal.
1	ASM000127X MSN 6150015600249		This 84" 2-conductor power cable connects the break-away connector on the bottom of the motor controller to the vehicle bus power.
1	ASM000130X MSN 6150015600255		This 15" cable connects the vehicle's positive power to the vehicle circuit breaker (not supplied). It works in conjunction with cable ASM000127x.
1	ASM000131X MSN 6150015600284		This 15" red cable connects the turret-mounted battery positive post to the fuse block positive terminal.
1	ASM000135X MSN 6150015600229		This 36" cable connects the motor controller to the two turret-mounted batteries.
1	ASM000216X		This extension cable is used when the turret is positioned away from the 12-o'clock forward direction for a long period of time. Often in convoys, the turret is pointed towards the rear of the vehicle. This extension cable maintains power with the vehicle supply when the break-away cable is released from the controller. It is approx. 60" long.
1	ASM001175X		This is a 57" long cable that connects the motor controller (the CS3208 BPMTU or the CS3248 ITDS) to the actuator. The actuator can be the CS3209 joystick or the CS3210 weapon-mounted thumb controller.

Specifications subject to change without notice.



Visit our website:
www.controls.com



CONTROL SOLUTIONS LLC™
2520 Diehl Road, Aurora, Illinois 60502
Tel: 630.806.7062 Fax: 630.806.7065
www.controls.com



BR0082-02